



# Chicago Pneumatic



**People.  
Passion.  
Performance.**

**Handheld Hydraulic Equipment**  
Compact, Portable and Versatile

# MAKE YOUR JOB EASIER

If you travel to a new site every day, do the job in hours and move on, you need the versatility of handheld hydraulic tools from Chicago Pneumatic. From hammers and breakers to cut-off saws and water pumps, the complete CP range is built to save time and effort. They're ideal for applications such as building renovation, highway maintenance, and utility work — any situation where portability and flexibility are a must.


These portable tools can be used anywhere, in any weather conditions, independent of electric or pneumatic supply. That means instead of towing a heavy compressor, you only need a compact, portable hydraulic power pack. They're also quite cost-effective. For example, power packs are an affordable alternative to larger compressors, helping you maximize your budget in smaller construction and rental applications.



**Chicago  
Pneumatic**

**COMPACT YET POWERFUL**

With hydraulic tools, you get raw power from the power pack directly into the tool. They not only feel more powerful but they actually outperform other comparable tools.



# Performance Meets Convenience

**COST  
EFFECTIVE  
RELIABLE  
POWER**

Why tow a large compressor to the site if you don't need to? The CP hydraulic power pack gives you excellent convenience to power the tools you need and get to work right away. They're also a cost-effective choice. In fact, the power output provided by a 9 HP CP power pack when running a 25-32 kg breaker is equal to operating a 20-25 HP compressor running a 32 kg breaker. This helps reduce fuel and maintenance costs — another benefit of hydraulic power.

CP hydraulic power packs are available in gasoline, diesel or electrically driven versions and are designed to provide portable power for a wide range of applications in the 20-40 l/min at 140-172 bar range.



PAC P13



PAC P18



PAC P18 TWIN



PAC D10



PAC E6



PAC E11  
(Twin Not Pictured)

#### FUEL SAVINGS

Many models are equipped with Power On Demand. This system automatically idles the engine when the tool is not being used and speeds it up when the tool is activated, saving fuel and keeping noise to a minimum.

#### COMPACT AND PORTABLE

Two people can lift the hydraulic power pack into a van for site-to-site transportation. On-site, it can easily be wheeled around by one person using the convenient foldable handle.



#### FAST WARM-UP

The thermostatically controlled oil cooler allows fast warm-up and helps prevent hydraulic oil from overheating. Correct working temperature is achieved in minutes — even during the winter.

#### EASY OPERATION

The variable-flow on/off valve enables simple tool change and slow startup. A gauge shows when it's time to change the filter.

HYDRAULIC POWER PACKS	PAC P9	PAC P13	PAC P18	PAC P18 Twin	PAC D10	PAC E6	PAC E11	PAC E11 Twin
<b>Weight</b> including Oil kg (lb)	72 (159)	91 (201)	118 (260)	123 (271)	116 (256)	70 (154)	130 (287)	135 (299)
<b>Length</b> mm (in)	710 (28)	745 (29.3)	755 (29.7)	755 (29.7)	745 (29.3)	710 (28)	745 (29.3)	745 (29.3)
<b>Width</b> mm (in)	525 (20.7)	600 (23.6)	700 (27.6)	700 (27.6)	600 (23.6)	525 (20.7)	605 (23.8)	605 (23.8)
<b>Height</b> mm (in)	585 (23)	705 (27.8)	720 (28.3)	720 (28.3)	705 (27.8)	585 (23)	705 (27.8)	705 (27.8)
<b>Oil Flow</b> l/min (gpm)	20 (5)	20–30 (5–8)	20–40 (5–11)	2x20 / 1x40 (2x5 / 1x11)	20 (5)	20 (5)	30 (8)	2x20 / 1x40 (2x5 / 1x11)
<b>Pressure Relief Valve Setting</b> bar (psi)	150 (2,175)	150 (2,175)	145 (2,105)	145 (2,105)	150 (2,175)	150 (2,175)	172 (2,495)	155 (2,250)
<b>Maximum Nominal Working Pressure</b> bar (psi)	125 (1,810)	125 (1,810)	125 (1,810)	125 (1,810)	130 (1,885)	130 (1,885)	155 (2,250)	130 (1,885)
<b>Fuel Capacity</b> l (gal)	6 (1.3)	6.5 (1.4)	8.5 (1.9)	8.5 (1.9)	5 (1.1)	—	—	—
<b>EHTMA Class</b>	C	C/D	C/D/E	C/E	C	C	D	C/E
<b>Sound Power Level Guaranteed** (2000/14/EC)</b> dB(A)	101	101	101	101	—	96	101	101
<b>Sound Pressure Level** (ISO 11203) (Lp, r=1m)</b> dB(A)	88	89	88	89	—	79	87	86
<b>Power on Demand (POD)</b>	Yes	Yes	No	Yes	No	No	No	No
<b>Oil Control – Engine Oil</b>	Yes	Yes	Yes	Yes	No	No	No	No
<b>Electric Start</b>	No	No	Yes	Yes	Yes	Yes	Yes	Yes
<b>Engine Model</b> kW (hp)	Honda Gasoline 6.7 (9)	Honda Gasoline 9.7 (13)	B&S Vanguard Gasoline 13.4 (18)	B&S Vanguard Gasoline 13.4 (18)	Lombardini Diesel 7.5 (10)	5.5 kW / 3x400 V / 16A Electric	11 kW / 3x400 V / 32A Electric	11 kW / 3x400 V / 32A Electric
<b>Part Number</b>	1807 0080 33	1807 0110 29	1807 0160 28	1807 0160 45	—	1807 0080 47	1807 0160 47	1807 0160 46
<b>Part Number (Non CE Approved)</b>	1807 0080 26*	1807 0110 25*	1807 0160 34*	1807 0160 27*	1807 0110 27*	—	—	—

\* Not for sale within EU/EEA.

\*\* Full details of measurement are available in the Safety and Operating Instruction of the product. It can be found on [www.cpprintshop.com](http://www.cpprintshop.com).

# Hard-Hitting Power to Get More Done

Looking for flexibility or raw power? CP hydraulic breakers give you both. The range includes flexible, lightweight models up to super heavy-duty models hitting as hard as a small rig-mounted breaker with a high impact rate for increased productivity. CP breakers feature a slim design, quick-release couplings and a well-balanced design with no protruding parts to get in the way.



## VIBRATION REDUCED MODELS (VR)

Vibro-reduced models offer the same breaking performance as standard models with added vibration reduction and operator comfort for higher productivity. They feature four dampening springs, a central pivot pin, long solid-steel handles and extra-long 1.6 m flexible tail hoses.

## HIGH BACK PRESSURE MODELS (HBP)

High back pressure models are designed for the higher hydraulic return pressure found on most skid steers as well as when using extra-long hoses. HBP breakers can be operated from the PTO outlet of most skid steers. They also work perfectly with standard power packs to deliver flexibility and optimal equipment utilization.

## BRK 70

Heavy-duty, multipurpose breaker for heavier jobs in tough materials such as asphalt, frozen soil, and reinforced concrete.

- Works at a standard flow rate of 30 l/min and at 20 l/min with a simple adjustment

HYDRAULIC HAMMER AND BREAKERS	BRK 25 D	BRK 40	BRK 40 VR	BRK 55	BRK 55 VR	BRK 55 HBP	
<b>Weight</b> including Hoses kg (lb)	15.5 (34)	19.5 (43)	25 (55)	22.5 (50)	28 (62)	22.5 (50)	
<b>Length</b> mm (in)	650 (25.5)	650 (25.5)	650 (25.5)	690 (27)	690 (27)	690 (27)	
<b>Oil Flow</b> l/min (gpm)	20 (5)	20 (5)	20 (5)	20–30 (5–8)	20–30 (5–8)	20–30 (5–8)	
<b>Working Pressure</b> bar (psi)	80–100 (1,160–1,450)	95–110 (1,375–1,595)	95–110 (1,375–1,595)	105–125 (1,525–1,815)	105–125 (1,525–1,815)	115–130 (1,670–1,885)	
<b>Maximum Back Pressure</b> bar (psi)	10 (145)	10 (145)	10 (145)	15 (220)	15 (220)	35 (510)	
<b>Impact Rate</b> bpm	2,300	1,400	1,400	1,500–2,100	1,500–2,100	1,500–2,100	
<b>Vibration Level 3 Axes* (ISO 28927–10)</b> m/s² **	16.5	15.1	5	16.6	4.6	17.3	
<b>Sound Power Level Guaranteed* (2000/14/EC)</b> Lw dB(A)**	105	106	106	107	107	107	
<b>Sound Pressure Level* (ISO 11203)</b> (Lp, r=1m) dB(A)**	92	93	93	95	95	95	
<b>EHTMA Class</b>	C	C	C	C/D¹	C/D¹	C/D¹	
<b>Part Numbers</b>							
Chuck Size Hex 22 x 82.5 mm (7/8 x 3-1/4 in)	1801 1746 12	–	–	–	–	–	
Chuck Size Hex 25 x 108 mm (1 x 4-1/4 in)	–	1801 3446 11	1801 3447 19	1801 3546 05	1801 3547 23	1801 3547 42	
Chuck Size Hex 28 x 152 mm (1-1/8 x 6 in)	–	1801 3446 54	1801 3447 20	–	–	1801 3547 43	
Chuck Size Hex 28 x 160 mm (1-1/4 x 6-1/4 in)	–	1801 3446 58	–	1801 3546 63	1801 3547 31	–	
Chuck Size Hex 32 x 152 mm (1-1/4 x 6 in)	–	1801 3446 60	1801 3447 21	1801 3546 65	1801 3547 24	1801 3547 44	
Chuck Size Hex 32 x 160 mm (1-1/4 x 6-1/4 in)	–	1801 3446 62	1801 3447 22	1801 3546 68	1801 3547 25	–	


\*Full details of measurement are available in the Safety and Operating Instruction of the product. It can be found on [www.cpprintshop.com](http://www.cpprintshop.com).

\*\*BRK 25 D, BRK 40, BRK 55 and BRK 70 measured at 20 l/min. BRK 95 measured at 30 l/min.





Hoses, power packs and tools are fitted with flat-face EHTMA quick-release couplings for fast, easy connections. Couplings are designed to help keep hydraulic systems free of dust and dirt. Male and female couplings are mounted according to EHTMA standards, preventing connection mistakes and ensuring that the oil flow direction is always correct when tools are connected to PACs or OFDs.



#### BRK 25D

A powerful pick hammer designed for horizontal work in renovation, demolition and structural alterations.

- High impact power
- 2,300 blows/min
- Standard D-handle
- Optional detachable front handle with 360° pivot

#### BRK 40 (VR SHOWN)

A lightweight, multipurpose breaker for indoor and outdoor renovation and demolition jobs on brickwork, soil, asphalt and concrete. Used by railroad companies for tie-tamping applications. Also a favorite of contractors and rental companies.

- Good impact energy with high frequency at a low weight compared to comparable models
- Effective for tamping and compaction

#### BRK 55

A medium-weight, multipurpose breaker ideal for road building and maintenance applications, whether on asphalt, brickwork, frozen soil or concrete.

- A favorite with rental companies
- Reliable performance, especially when using a wide asphalt chisel on medium to hard asphalt
- Can be used with both 30 l/min and 20 l/min power packs

#### BRK 95

Super heavy-duty breaker for heavy asphalt, reinforced concrete and foundations. Recommended for utility construction, street maintenance, repair of water and gas lines, and general construction jobs.

- One of the highest impact energy models in its weight class
- Impact rate of 1,150 blows/min
- May even replace small excavators with breaker attachments in some situations

BRK 55 VR HBP	BRK 70	BRK 70 VR	BRK 70 HBP	BRK 70 VR HBP	BRK 95	BRK 95 VR	BRK 95 HBP	BRK 95 VR HBP
28 (62)	26.5 (58.5)	32.5 (71.5)	26.5 (58.5)	32.5 (71.5)	33 (73)	39 (86)	33 (73)	39 (86)
690 (27)	765 (30)	765 (30)	765 (30)	765 (30)	765 (30)	765 (30)	765 (30)	765 (30)
20-30 (5-8)	20-30 (5-8)	20-30 (5-8)	20-30 (5-8)	20-30 (5-8)	30-40 (8-11)	30-40 (8-11)	30 (8)	30 (8)
115-130 (1,670-1,885)	110-125 (1,595-1,815)	110-125 (1,595-1,815)	115-130 (1,670-1,885)	115-130 (1,670-1,885)	110-125 (1,595-1,815)	110-125 (1,595-1,815)	115-130 (1,670-1,885)	115-130 (1,670-1,885)
35 (510)	15 (220)	15 (220)	35 (510)	35 (510)	15 (220)	15 (220)	20 (290)	20 (290)
1,500-2,100	1,350-1,750	1,350-1,750	1,350-1,750	1,350-1,750	1,150-1,600	1,150-1,600	1,150	1,150-1,600
4.9	19.4	4.6	18.6	5.5	20.1	5.4	20.1	6.3
107	107	107	107	107	106	106	106	106
95	94	94	94	94	93	93	93	93
C/D <sup>1</sup>	C/D <sup>1</sup>	C/D <sup>1</sup>	C/D <sup>1</sup>	C/D <sup>1</sup>	D/E <sup>2</sup>	D/E <sup>2</sup>	D <sup>2</sup>	D <sup>2</sup>
-	-	-	-	-	-	-	-	-
1801 3547 32	-	-	-	-	-	-	-	-
1801 3547 33	-	-	1801 3647 45	1801 3647 38	-	-	1801 3746 85	1801 3747 59
1801 3547 34	1801 3646 70	1801 3647 26	-	1801 3647 39	-	-	-	-
1801 3547 35	1801 3646 73	1801 3647 27	1801 3647 37	1801 3647 40	1801 3746 75	1801 3747 29	1801 3746 76	1801 3747 60
1801 3547 36	1801 3646 07	1801 3647 28	-	1801 3647 41	1801 3746 09	1801 3747 30	-	-

<sup>1</sup> Can be adjusted to 20 l/min

<sup>2</sup> Can be adjusted to 40 l/min

# More Productivity Less Hassle

For efficient drilling without a large compressor, count on the RDR 48 M rock drill. It's perfect for construction and utility work, as well as other applications. Choose this handy tool for drilling blast, anchor and rock splitting holes and experience less hassle and more productivity. A rig-mounted version is also available.



## RDR 48 M: HANDHELD ROCK DRILL

Light to work with and using hydraulic power for impact and rotation, the RDR 48 M will drill diameters of up to 50 mm (2 in) and depths down to approximately 6 m (19.7 ft) with a standard integral steel. A small additional compressor is needed for flushing.

## RDR 48 R: RIG-MOUNTED ROCK DRILL

The RDR 48 R is a rig version of the RDR 48 M. There are no handles and the On/Off connection block is replaced with a connection block for both the impact mechanism and the rotation function. It is often seen mounted on small, custom-made drill rigs for dowel drilling, dimensional stone and bridge repair applications.



HYDRAULIC ROCK DRILLS	RDR 48 M	RDR 48 R
Weight with Hoses kg (lb)	26 (57)	24 (53)
Length mm (in)	610 (24)	535 (21.1)
Oil Flow l/min (gpm)	20–25 (5–7)	20–25 (5–7)
Working Pressure bar (psi)	100–140 (1,450–2,030)	100–140 (1,450–2,030)
Maximum Back Pressure bar (psi)	15 (220)	15 (220)
Impact Rate bpm (Approx.)	2,550	2,550
Revolutions rpm	320–400	320–400
Torque at 100–140 bar (Nm)	30	90
Vibration Level 3 Axes* (ISO 28927–10) m/s²	11.7	–
Sound Power Level Guaranteed* (2000/14/EC) Lw dB(A)	118	118
Sound Pressure Level* (ISO 11203) (Lp, r=1m) dB(A)	104	104
EHTMA Class	C	C
Part Number	1801 3800 05	1801 0360 01
Chuck Size Hex 22 x 108 mm (7/8 x 4-1/4 in)		

\*Full details of measurement are available in the Safety and Operating Instruction of the product. It can be found on [www.cpprintshop.com](http://www.cpprintshop.com).





# Rugged Design for Tough Jobs

CP hydraulic submersible pumps are so tough, it takes much more than stones and debris to stop them. They're designed for continuous pumping of water on building sites, in flooded excavations and cellars, and in similar situations.

These rugged pumps are built to deliver impressive performance for their size and weight. The 2 in pump handles dirty water containing small stones and debris up to 10 mm. The 3 in CP submersible trash pump can handle stone and debris in the slurry up to 60 mm in diameter. Cooled and lubricated by the hydraulic oil, they can be left to run dry without damage.

HYDRAULIC SUBMERSIBLE WATER PUMPS	WAP 2	WAP 3
Weight kg (lb)	11 (24)	13 (29)
Height mm (in)	345 (13.6)	450 (17.7)
Width mm (in)	225 (8.9)	300 (11.8)
Oil Flow l/min (gpm)	18–24 (5–6)	26–38 (7–10)
Working Pressure bar (psi)	100 (1,450)	140 (2,030)
Pump Head Maximum m (ft)	25 (82)	32 (105)
Pump Flow Maximum l/min (gpm)	840 (222)	1,920 (507)
Discharge	2"	3"
EHTMA Class	C	D
Solids Handling Up To mm (in)	10 (0.4)	60 (2.4)
Sound Power Level Guaranteed* (2000/14EC) Lw dB(A)	95	92
Sound Pressure Level* (ISO 11203) (Lp, r=1m) dB(A)	84	81
Part Number	1806 1014 41	1806 1014 42

\*Full details of measurement are available in the Safety and Operating Instruction of the product. It can be found on [www.cprintshop.com](http://www.cprintshop.com).



WAP 2



WAP 3

# Compact Power With Excellent Control

CP hydraulic core drills are ideal for working in confined areas — installing drainage, sewer and water pipes, or cable and ventilation ducts where large, deep holes are needed. They can be operated freehand or mounted in a drill stand.

Hydraulic control of the drill torque helps reduce kickback when drill bits jam. You're in control, even when drilling holes of 200 mm in diameter and above. In addition, due to the compact design of the CP core drill, you can easily drill holes of up to 200 mm freehand.

IDEAL FOR  
WORK IN  
CONFINED  
AREAS



COR 15



*An easy-to-use tool designed for professional use, the CP core drill can be operated freehand or mounted in a drill stand. The core drill comes with a strong steel case for transport and storage.*

HYDRAULIC CORE DRILLS	COR 5	COR 15
<b>Weight</b> with Hoses kg (lb)	9.5 (21)	9 (20)
<b>Service Weight</b> with Hoses and ø 112 mm tool kg (lb)	13 (28.5)	13 (28.5)
<b>Length</b> Without Drill mm (in)	414 (16.3)	406 (16)
<b>Drill Diameter</b> mm (in)	50–202 (1.9–8)	12–75 (0.5–3)
<b>Oil Flow</b> l/min (gpm)	20–30 (5–8)	20–30 (5–8)
<b>Working Pressure</b> bar (psi)	60–120 (870–1,740)	60–120 (870–1,740)
<b>Revolutions</b> rpm	600–900	1,500–2,250
<b>Hydraulic Ports</b> Thread Female (Drive Shaft) <sup>1</sup>	1/2" BSP	1/2" BSP
<b>EHTMA Class</b>	C/D	C/D
<b>Vibration Level 3 Axes*</b> (ISO 28927-5) (at 20 l/min) m/s <sup>2</sup>	3.1	2.7
<b>Sound Pressure Level*</b> (ISO 11203) (Lp, r=1m) dB(A)	<70	<70
<b>Part Number</b>	1806 1014 54	1806 1014 55

<sup>1</sup> 1/2" BSP male x 1 1/4" UNC male drive adaptor included for use of larger diameter core bits.

\*Full details of measurement are available in the Safety and Operating Instruction of the product. It can be found on [www.cpprintshop.com](http://www.cpprintshop.com).

## Diamond Core Bits

For concrete, reinforced concrete and brickwork.

DIAMOND CORE BITS COR 5, COR 15 – 1 1/4" THREAD	Length mm (in)	Weight kg (lb)	Part Number
<b>Diameter</b> – 62 mm (2.4 in)	450 (17.7)	1.7 (3.7)	3378 0050 61
<b>Diameter</b> – 82 mm (3.2 in)	450 (17.7)	2.4 (5.3)	3378 0050 62
<b>Diameter</b> – 102 mm (4.0 in)	450 (17.7)	3.2 (7.1)	3378 0050 63
<b>Diameter</b> – 112 mm (4.4 in)	450 (17.7)	3.7 (8.2)	3378 0050 64
<b>Diameter</b> – 132 mm (5.2 in)	450 (17.7)	4.6 (10.1)	3378 0050 65
<b>Diameter</b> – 152 mm (6.0 in)	450 (17.7)	5.0 (11.0)	3378 0050 66
<b>Diameter</b> – 162 mm (6.4 in)	450 (17.7)	6.3 (13.9)	3378 0050 67
<b>Diameter</b> – 200 mm (7.9 in)	450 (17.7)	9.9 (21.8)	3378 0050 68

## Water Kit

Diamond blades and core bits need a constant supply of water to cool, flush away slurry and suppress dust. On remote sites where there is no water supply, we recommend the CP water kit, a small pressurized water container.

WATER KIT COR 5, COR 15	Size (W x H x D) mm (in)	Weight kg (lb)	Part Number
<b>Water Kit</b> – 10 l (2.2 gal)	220 x 620 x 250 (8.7 x 24.4 x 9.8)	8 (17.6)	3371 8090 02

# Reliable Cutting Every Time

They may be light and compact, but don't be fooled. A CP hydraulic cut-off saw with the right blade will cut through concrete, asphalt and steel. With our 16-inch saw at full throttle, you have the raw power of a gasoline-powered engine in your hand.

The open cutting face makes the CP cut-off saw easy to use, even under the most demanding conditions. In addition, the simple, direct-drive configuration reduces maintenance, especially in comparison with belt-driven saws. A water kit is available to provide a supply of cooling water where needed.



HYDRAULIC CUT-OFF SAWS	SAW 14	SAW 16
<b>Weight with Hoses kg (lb)</b>	12 (26.5)	13 (28.5)
<b>Service Weight including Disc kg (lb)</b>	13.5 (29)	15 (33)
<b>Disc Size mm (in)</b>	355 (14)	405 (16)
<b>Arbor Size mm (in)</b>	25.4 (1)	25.4 (1)
<b>Cutting Depth mm (in)</b>	133 (5.2)	160 (6.3)
<b>Oil Flow l/min (gpm)</b>	20–30 (5–8)	20–40 (5–11)
<b>Revolutions rpm</b>	2,500–4,000	2,000–4,000
<b>Speed m/s (ft/s)</b>	46–75 (151–246)	42–85 (138–279)
<b>EHTMA Class</b>	C/D	C/D/E
<b>Vibration Level 3 Axes* (ISO 28927-8) at 20 l/min m/s<sup>2</sup></b>	4.9	4.9
<b>Sound Power Level Guaranteed* (2000/14/EC) Lw dB(A)</b>	108	116
<b>Sound Pressure Level* (ISO 11203) (Lp, r=1m) dB(A)</b>	94	102
<b>Part Number</b>	1809 0140 03	1809 0166 13

\*Full details of measurement are available in the Safety and Operating Instruction of the product. It can be found on [www.cpprintshop.com](http://www.cpprintshop.com).

DIAMOND DISCS SAW 14, SAW 16	Disc Diameter mm (in)	Arbor Diameter mm (in)	Part Number
<b>Concrete</b>	350 (13.8)	25.4 (1.0)	3378 0050 69
<b>Concrete</b>	400 (15.7)	25.4 (1.0)	3371 8097 69
<b>Asphalt</b>	350 (13.8)	25.4 (1.0)	3378 0050 70
<b>Asphalt</b>	400 (15.7)	25.4 (1.0)	3371 8097 68

CART WITH WATER CONTAINER SAW 14, SAW 16	Weight kg (lb)	Part Number
<b>Cart with Water Container</b>	25 (55)	1809 0010 04

SAW 14

# Driving Force With Total Ease

Driving down posts or rods for fences, road signs, crash barriers, tent anchors, or other purposes calls for a tough machine with plenty of power. CP post drivers deliver, whether it's in soft soil or rock-hard asphalt. The sheer force of the blows is impressive, so you can drive down posts in record time with virtually no effort.

## PDR 30 T: LIGHTWEIGHT, HIGH-FREQUENCY DRIVER

The PDR 30 T has a built-in trigger handle for fast driving of small-diameter rod, anchors, fencing, tent stakes and earth connectors. It accepts standard 50 mm rods. Adaptors or bushing inserts are available for 18-65 mm rods.

## PDR 75: ALL-AROUND DRIVER

The PDR 75 is suitable for post driving, anchoring and fencing, and is equally effective for steel or wood posts. Use the slide-in adaptor system and, within seconds, the driver is ready to handle profiles up to a max. diameter of 96 mm.

## PDR 95: HEAVY-DUTY DRIVER

The PDR 95 drives large posts in the toughest sand or soil conditions. It's designed so that the striking piston hits drive adaptors directly for maximum driving power. Adaptors are available for posts up to 150 mm in diameter. For large-scale jobs, the PDR 75 and PDR 95 are often used together with tractors or cranes, which make it easier to lift and guide the driver.



PDR 75 T



### T VERSIONS

- Trigger function is mounted directly on the driver for short post driving



### RV VERSIONS

- Equipped with an On/Off valve mounted at the end of a 2 m long tail hose for remote operation on long poles
- On long poles, the post driver is lifted up together with the pole

HYDRAULIC POST DRIVERS	PDR 30 T	PDR 75 T	PDR 75 RV	PDR 95 T	PDR 95 RV
<b>Weight</b> with Hoses kg (lb)	17.5 (39)	32 (71)	33 (73)	39 (86)	40 (88)
<b>Oil Flow</b> l/min (gpm)	20 (5)	20-30 (5-8)	20-30 (5-8)	28-40 (7-11)	28-40 (7-11)
<b>Working Pressure</b> bar (psi)	80-100 (1,160-1,450)	105-140 (1,525-2,030)	105-140 (1,525-2,030)	105-125 (1,525-1,815)	105-125 (1,525-1,815)
<b>Maximum Back Pressure</b> bar (psi)	10 (145)	25 (365)	25 (365)	15 (220)	15 (220)
<b>Impact Rate</b> at 30 l/min (8 gpm) bpm	2,300 <sup>1</sup>	1,680	1,680	1,320	1,320
<b>Hydraulic Ports</b> Thread Female (Drive) <sup>1</sup>	1/2" BSP	1/2" BSP	1/2" BSP	1/2" BSP	1/2" BSP
<b>Vibration Level 3 Axes*</b> (ISO 28927-10) at 20 l/min m/s <sup>2</sup>	17.5	12.8	—	—	—
<b>Sound Power Level</b> Guaranteed* (2000/14/EC) Lw dB(A)	116	115	115	118	118
<b>Sound Pressure Level*</b> (ISO 11203) (Lp, r=1m) dB(A)	102	102	102	105	105
<b>EHTMA Class</b>	C	C/D	C/D	D/E	D/E
<b>Activation Type</b>	Trigger Lever	Trigger Lever	Remote Valve	Trigger Lever	Remote Valve
<b>Hydraulic System</b>	Open Center	Open Center	Open or Closed Center	Open Center	Open or Closed Center
<b>Part Number</b>	1801 3940 07	1801 4040 01	1801 4050 01	1801 4140 01	1801 4150 01

<sup>1</sup>Measured at oil flow 20 l/min (5 gpm)

\*Full details of measurement are available in the Safety and Operating Instruction of the product. It can be found on [www.cpprintshop.com](http://www.cpprintshop.com).

ADAPTORS PDR 75 T, PDR 75 RV	Part Number
<b>Square</b> – 54 mm (2.1 in)	3371 8060 32
<b>Universal</b>	3371 8060 33
<b>Round</b> – 96 mm (3.8 in)	3371 8060 34


SOLID ADAPTORS PDR 95 T, PDR 95 RV	Part Number
<b>Round</b> – For 6.0 in. Tubes and 140 mm Poles	3371 8060 52
<b>Round</b> – For 135 to 145 mm Tubes	3371 8060 53
<b>Round</b> – For 105 to 115 mm Tubes	3371 8060 54
<b>Round</b> – For 150 mm Poles	3371 8060 55

GUIDE ADAPTOR KITS PDR 95 T, PDR 95 RV	Part Number
<b>Rectangular</b> – For IPE/Sigma/C 100 mm Beams	3371 8060 45
<b>Rectangular</b> – For IPE/C 120 mm Beams	3371 8060 46
<b>Round</b> – For 2.5 in. Tubes and 70 to 75 mm Poles	3371 8060 47
<b>Round</b> – For 3.0 in. Tubes and 80 to 85 mm Poles	3371 8060 48
<b>Round</b> – For 3.5 in. Tubes and 95 to 100 mm Poles	3371 8060 49
<b>Round</b> – For 4.0 in. Tubes and 105 to 110 mm Poles	3371 8060 50
<b>Round</b> – For 5.0 in. Tubes and 25 to 135 mm Poles	3371 8060 51

ADAPTOR KITS PDR 30 T	Part Number
<b>Round Bushing</b> – 16 mm (.6 in)	3371 8060 56
<b>Round Bushing</b> – 25 mm (1.0 in)	3371 8060 57
<b>Round Driver Head</b> – 62 mm (2.4 in)	3371 8060 58



# More Muscle to Get the Job Done



Removing steel or wooden fence posts, crash barriers, or concrete foundations? With 6 tons of pulling power and an automatic chain-tightening clamp, the CP post puller has the muscle you need to get the job done.

The machine accepts a wide range of different shapes and, if needed, you can use a separate hand lever to add another 4 tons of pulling force! The CP post puller can be powered by a hydraulic power pack, or connected to a hydraulic outlet on a truck, excavator or loader.

HYDRAULIC POST PULLER	PPU 22 HD
Service Weight with Hoses and Chain kg (lb)	60 (132)
Oil Flow l/min (gpm)	20–40 (5–11)
Working Pressure bar (psi)	100–160 (1,450–2,320)
Maximum Back Pressure bar (psi)	30 (435)
Lift Capacity Per Stroke mm (in)	12–200 (0.5–7.9)
Pulling Force kg (lb)	6,000 (13,228)
Full Pulling Force kg (lb)	10,000 (22,046)
EHTMA Class	C/D/E
Part Number	1801 8100 04

LEVER KIT PPU 22 HD	Weight kg (lb)	Part Number
Lever Kit	10 (22.0)	3371 8101 48

# Hole Drilling Made Easy

Why waste time and energy manually drilling holes for fences and tree planting? The CP post hole borer makes quick work of the task. This powerful tool drills holes up to 1.3 m deep and 90-350 mm in diameter in hard soil and sand. Designed for two-person operation, it's powerful, compact, and easy to use, and has clockwise and counter-clockwise rotation. The unit can be powered by a hydraulic power pack, or connected to a hydraulic outlet on a truck, excavator or loader.



HYDRAULIC POST HOLE BORER	PHB 3-14
Weight kg (lb)	20 (44)
Length mm (in)	1,085 (42.7)
Oil Flow l/min (gpm)	15-40 (4-11)
Working Pressure bar (psi)	80-140 (1,160-2,030)
Maximum Back Pressure bar (psi)	50 (725)
Revolutions (rpm)	90-240
Auger Size at L=870 mm (34.3 in) mm (in)	90-350 (3.5-13.7)
Torque at 140 bar Nm (ft-lb)	315 (232.3)
Vibration Level 3 Axes* (ISO 28927-5) at 20 l/min m/s <sup>2</sup>	7.4
Sound Pressure Level* (ISO 11203) (Lp, r=1m) dB(A)	<70
EHTMA Class	C/D/E
Part Number	1806 1014 43

\*Full details of measurement are available in the Safety and Operating Instruction of the product. It can be found on [www.cpprintshop.com](http://www.cpprintshop.com).

AUGERS PHB 3-14	Length mm (in)	Part Number
90 mm (3.5 in)	870 (34.3)	3378 0050 45
150 mm (5.9 in)	870 (34.3)	3378 0050 46
200 mm (7.9 in)	870 (34.3)	3378 0050 44
250 mm (9.8 in)	870 (34.3)	3378 0050 47
280 mm (11.0 in)	870 (34.3)	3378 0050 49
350 mm (13.8 in)	870 (34.3)	3378 0050 48





## ACCESSORIES AND WORKING TOOLS



**OIL FLOW DIVIDER**



**EXTENSION HOSE**



**LUBRICANT**

### Oil Flow Dividers

OFD OIL FLOW DIVIDERS	Maximum Input Oil Flow l/min (gpm)	Regulated Oil Flow l/min (gpm)	EHTMA Class	Part Number
<b>OFD 5</b>	60 (16)	20 (5) <sup>1</sup>	C	1801 1632 29
<b>OFD 8</b>	120 (32)	30 (8) <sup>2</sup>	D	1801 1642 32

<sup>1</sup>Can be adjusted between 20-25 l/min (5-7 gpm)

<sup>2</sup>Can be adjusted between 25-38 l/min (7-10 gpm)

CP oil flow dividers reduce flow and pressure, allowing you to run tools from hydraulically powered carriers. They contribute to safe, easy tool operation from any excavator or skid steer outlet. An extension hose is used to connect the oil flow divider to the tool.

### Extension Hoses With Couplings

EXTENSION HOSES	Flat Face Quick Couplings	EHTMA Class	Part Number
<b>Length: 7 m (23 ft)</b>	1/2"	C/D/E	3371 8010 87
<b>Length: 12 m (39 ft)</b>	1/2"	C/D/E	3371 8010 89

### Lubricant

CP HYDRAULIC OIL	Volume l (gal)	Part Number
<b>4 Liter Container</b>	4.0 (0.9)	3371 8077 77

PICK HAMMER AND BREAKER STEEL	ISO STANDARD HEX 22 x 82.5 mm (7/8 x 3-1/4 in) BRK 25 D			ISO STANDARD HEX 25 x 108 mm (1 x 4-1/4 in) BRK 55, 55 VR, 55 VR HBP, 55 HBP			ISO STANDARD HEX 28 x 152 mm (1-1/8 x 6 in) BRK 55, 55 VR, 55 VR HBP, 55 HBP		
	Width mm (in)	Working Length mm (in)	Part Number	Width mm (in)	Working Length mm (in)	Part Number	Width mm (in)	Working Length mm (in)	Part Number
<b>Moil Point</b>	–	380 (15.0)	3083 3242 00	–	380 (15.0)	3083 3253 00	–	350 (13.8)	3083 3267 00
<b>Moil Point</b>	–	1,000 (39.4)	3083 3243 00	–	–	–	–	450 (17.7)	3083 4015 10
<b>Moil Point</b>	–	–	–	–	–	–	–	610 (24.0)	3083 4015 20
<b>Narrow Chisel</b>	–	380 (15.0)	3083 3244 00	–	380 (15.0)	3083 3254 00	–	350 (13.8)	3083 3268 00
<b>Narrow Chisel</b>	–	1,000 (39.4)	3083 3245 00	–	–	–	–	450 (17.7)	3083 4016 10
<b>Narrow Chisel</b>	–	–	–	–	–	–	–	640 (25.2)	3083 4016 20
<b>Wide Chisel</b>	75 (3.0)	380 (15.0)	3083 3246 00	75 (3.0)	380 (15.0)	3083 3255 00	75 (3.0)	380 (15.0)	3083 3289 00
<b>Wide Chisel</b>	–	–	–	–	–	–	75 (3.0)	450 (17.7)	3083 4017 00
<b>Asphalt Cutter</b>	125 (4.9)	380 (15.0)	3083 3069 00	–	–	–	115 (4.5)	280 (11.0)	3083 4019 00
<b>Asphalt Cutter</b>	–	–	–	125 (4.9)	380 (15.0)	3083 3256 50	125 (4.9)	330 (13.0)	3083 3290 00
<b>Digging Chisel</b>	75 (3.0)	450 (17.7)	3083 3247 00	75 (3.0)	380 (15.0)	3083 3256 00	75 (3.0)	380 (15.0)	3083 3291 00
<b>Digging Spade</b>	120 (4.7)	400 (15.7)	3083 3248 00	120 (4.7)	380 (15.0)	3083 3257 00	125 (4.9)	320 (12.6)	3083 3292 00
<b>Clay Spade</b>	125 (4.9)	430 (16.9)	3083 3249 00	125 (4.9)	430 (16.9)	3083 3033 00	140 (5.5)	380 (15.0)	3083 3293 00
<b>Frost Wedge</b>	35 (1.4)	380 (15.0)	3083 3250 00	35 (1.4)	380 (15.0)	3083 3258 00	–	–	–
<b>Shaft For Tamping Pad</b>	–	310 (12.2)	3083 3251 00	–	280 (11.0)	3083 3259 00	–	230 (9.1)	3083 3269 00
<b>Tamping Pad – Round</b>	175 (6.9)	–	3083 3252 10	175 (6.9)	–	3083 3252 10	180 (7.1)	–	3083 3301 00
<b>Tamping Pad – Square</b>	175 (6.9)	–	3083 3239 00	175 (6.9)	–	3083 3239 00	150 (5.9)	–	3083 3302 00
<b>Tamping Pad – Square</b>	–	–	–	–	–	–	200 (7.9)	–	3083 3197 00
<b>Driver Pad – Round</b>	100 (3.9)	–	9245 2817 90	100 (3.9)	–	9245 2817 90	120 (4.7)	–	3376 1120 79
<b>Driver Blank</b>	–	–	–	–	–	–	80 (3.1)	–	9245 2827 10
<b>Posthole Pad</b>	40 (1.6)	–	9245 2822 30	40 (1.6)	–	9245 2822 30	–	–	–
<b>Tie Tamper</b>	–	–	–	100 (3.9)	380 (15.0)	3083 3258 50	100 (3.9)	400 (15.7)	3083 4020 10



## Over 100 Years of Experience

Since 1901 the Chicago Pneumatic name has represented high-performance tools and equipment designed for an extensive range of applications. Today, Chicago Pneumatic has a global reach, with local customer centers around the world. Chicago Pneumatic tools and air compressors are tailored to the needs of the industrial, vehicle service, and construction markets. Every day we develop and manufacture new products that are meant to meet your demands not only today, but tomorrow as well.

### Breaker Steel

BREAKER STEEL	ISO STANDARD HEX 28 x 160 mm (1-1/8 x 6-1/4 in) BRK 55, 55 VR, 55 VR HBP, 55 HBP			ISO STANDARD HEX 32 x 160 mm (1-1/4 x 6-1/2 in) BRK 55, 55 VR, 55 VR HBP, 55 HBP			ISO STANDARD HEX 32 x 152 mm (1-1/4 x 6 in) BRK 55, 55 VR, 55 VR HBP, 55 HBP		
	Width mm (in)	Working Length mm (in)	Part Number	Width mm (in)	Working Length mm (in)	Part Number	Width mm (in)	Working Length mm (in)	Part Number
Moil Point	–	380 (15.0)	3083 3271 00	–	380 (15.0)	3083 3205 00	–	355 (14.0)	3083 3285 00
Moil Point	–	450 (17.7)	3083 3272 00	–	450 (17.7)	3083 3206 00	–	450 (17.7)	3083 4000 10
Moil Point	–	1000 (39.4)	3083 3273 00	–	1000 (39.4)	3083 3207 00	–	610 (24.0)	3083 4000 20
Narrow Chisel	–	380 (15.0)	3083 3274 00	–	380 (15.0)	3083 3208 00	–	355 (14.0)	3083 3286 00
Narrow Chisel	–	450 (17.7)	3083 3275 00	–	450 (17.7)	3083 3209 00	–	450 (17.7)	3083 4001 10
Narrow Chisel	–	1000 (39.4)	3083 3276 00	–	1000 (39.4)	3083 3210 00	–	–	–
Wide Chisel	75 (3.0)	380 (15.0)	3083 3277 00	75 (3.0)	380 (15.0)	3083 3211 00	75 (3.0)	380 (15.0)	3083 3295 00
Asphalt Cutter	115 (4.5)	300 (11.8)	3083 3278 00	115 (4.5)	300 (11.8)	3083 3212 00	115 (4.5)	305 (12.0)	3083 4004 00
Asphalt Cutter	–	–	–	–	–	–	125 (4.9)	330 (13.0)	3083 3296 00
Digging Chisel	75 (3.0)	380 (15.0)	3083 3279 00	75 (3.0)	380 (15.0)	3083 3213 00			
Digging Spade	125 (4.9)	380 (15.0)	3083 3280 00	125 (4.9)	380 (15.0)	3083 3214 00	125 (4.9)	320 (12.6)	3083 3298 00
Wedge Chisel	40 (1.6)	400 (15.7)	3083 3282 00	40 (1.6)	400 (15.7)	3083 3216 00			
Clay Spade	140 (5.5)	380 (15.0)	3083 3281 00	140 (5.5)	380 (15.0)	3083 3215 00	140 (5.5)	380 (15.0)	3083 3299 00
Shaft For Tamping Pad	–	230 (9.1)	3083 3283 01	–	235 (9.3)	3083 3218 01	–	230 (9.1)	3083 3287 00
Tamping Pad – Round	180 (7.1)	–	3083 3301 00	180 (7.1)	–	3083 3301 00	180 (7.1)	–	3083 3301 00
Tamping Pad – Square	150 (5.9)	–	3083 3302 00	150 (5.9)	–	3083 3302 00	150 (5.9)	–	3083 3302 00
Tamping Pad – Square	200 (7.9)	–	3083 3197 00	200 (7.9)	–	3083 3197 00	200 (7.9)	–	3083 3197 00
Driver Pad	120 (4.7)	–	3376 1120 79	120 (4.7)	–	3376 1120 79	120 (4.7)	–	3376 1120 79
Driver Blank	80 (3.1)	–	9245 2827 10	80 (3.1)	–	9245 2827 10	80 (3.1)	–	9245 2827 10
Tie Tamper	100 (3.9)	400 (15.7)	3083 3319 00	100 (3.9)	400 (15.7)	3083 3217 00	100 (3.9)	400 (15.7)	3083 3314 00

For more information, please contact your CP partner:

Use only authorized parts. Any damage or malfunction caused by the use of unauthorized parts is not covered by Warranty or Product Liability.